

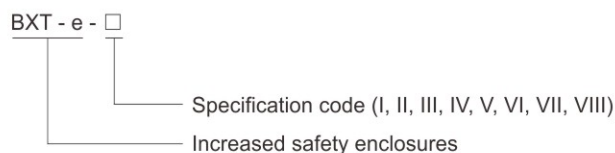
Empty Enclosures

BXT-e Series Increased Safety Enclosures (Ex e IIC)



- ◆ Explosion protection to
 - CENELEC
 - IEC
 - NEC
- ◆ Can be used in
 - Zone 1 and Zone 2
 - Zone 21 and Zone 22
 - Class I, Zone 1 and Zone 2
 - Class I, Division 2, Groups A, B, C, D
- ◆ Copper-free Aluminium Alloy enclosure (Ex e IIC), 8 versions.
- ◆ Cable entries can be drilled and components can be installed by user on request.
- ◆ Safety shall be considered when installing components according to related electrical standards.
- ◆ Special requirements on request.

Catalogue number logic



Technical data

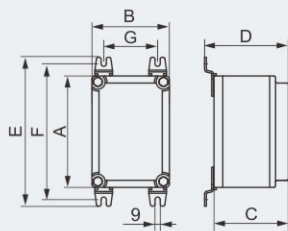
Increased safety enclosures	BXT-e-□
Explosion protection	
Global (IECEX)	IECEX CQM 13.0036U
Gas and dust	Ex e IIC Gb
	Ex tb IIIC Db IP66
Europe (ATEX)	LCIE 13 ATEX 3053X
Gas and dust	⊕ II 2 G Ex e IIC Gb
	⊕ II 2 D Ex tb IIIC Db IP66
Certificates	IECEX; ATEX; CU-TR
Conformity to standards	EN 60079-0, EN 60079-7, EN 60079-31
	IEC 60079-0, IEC 60079-7, IEC 60079-31
Degree of protection	IP66
Internal&external earthing	M6/M6
Ambient temperature	-60°C~+100°C
Enclosure material	Copper-free Aluminium Alloy, powder coated surface, window grey (RAL7040)
Exposed fastener	Stainless steel

Zones 1&2; 21&22

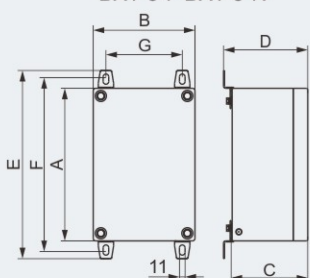
Empty Enclosures

BXT-e Series Increased Safety Enclosures (Ex e IIC)

Selection table of BXT-e series increased safety enclosures (all dimensions in mm)



BXT-e-I~BXT-e-IV



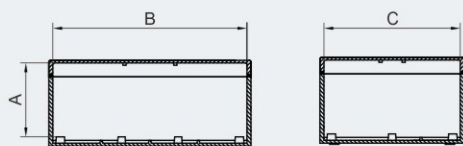
BXT-e-V~BXT-e-VIII

Outline & Installation

Version	Outline dimensions				Installation dimensions		
	A	B	C	D	E	F	G
BXT-e-I	190	132	128	143	252	232	92
BXT-e-II	190	190	128	143	252	232	150
BXT-e-III	250	190	128	143	312	292	150
BXT-e-IV	250	250	128	143	312	292	210
BXT-e-V	300	200	151	164	370	342	150
BXT-e-VI	300	300	151	164	370	342	250
BXT-e-VII	350	250	151	164	420	392	200
BXT-e-VIII	502	350	151	164	572	544	300

Note: Other dimensions on request

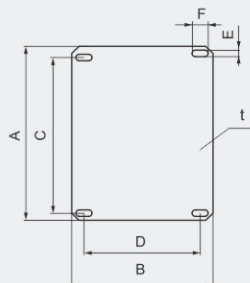
Internal



Version	Dimensions			Weight (kg)
	A	B	C	
BXT-e-I	108	177	120	2.40
BXT-e-II	107	177	177	2.80
BXT-e-III	107	237	177	3.80
BXT-e-IV	107	235	235	5.10
BXT-e-V	130	286	186	5.80
BXT-e-VI	130	286	286	7.10
BXT-e-VII	130	336	236	7.00
BXT-e-VIII	130	488	336	9.50



Mounting plate



Version	Dimensions						
	A	B	C	D	E	F	t
BXT-e-I	173	98	162	40	7	13	2
BXT-e-II	173	117	162	40	7	13	2
BXT-e-III	222	106	200	40	7	13	2
BXT-e-IV	220	160	200	124	7	13	2
BXT-e-V	270	170	210	110	7	13	2
BXT-e-VI	270	270	210	210	7	13	2
BXT-e-VII	320	220	260	160	7	13	2
BXT-e-VIII	470	320	402	260	7	13	2